

RFID



WiFi



PoE



Wiegand



Tamper Sensor



Bluetooth


A1121 SURFACE-MOUNT

IP ACCESS CONTROL DEVICE

Keypad • 125 KHz and 13.56 MHz RFID Reader • Bluetooth Transceiver



SMART ACCESS CONTROL



ADVANTAGES

The DoorBird A1121 is a compact, IP-based multi-technology access control system that can also be installed as a stand-alone solution. It enables secure access control in areas where the installation of an IP video door station is not possible or desired, e.g. at back and side doors, garages and underground garages, storage and packing rooms or bicycle and machine rooms. It can also control elevators. The keypad is illuminated, so you can install the device even in an unlit environment.

Thanks to its compact shape, the device can be easily installed on a door frame. The access control device is also ideal if you wish to create one-time or temporary access codes for visitors.



The device is designed for indoor and outdoor installation. The retrofit version is available for existing front panels. Our front panel is made of solid 3 mm (0.12 in) brushed stainless steel. All buttons are backlit.

The DoorBird A1121 can be connected to the network via WLAN or LAN cable. If connected using a network cable, the device can be powered via Power over Ethernet (PoE). Should the Internet temporarily fail, all functions continue to operate within the local network.

The DoorBird A1121 combines the functions of three separate access control devices:



Keypad
125 KHz



13.56 MHz
RFID Reader



Keypad



Bluetooth®



Apart from the network connection and power supply (PoE or 15 VDC), no further hardware is required. The software for the IP access control solution runs within the device.

The DoorBird A1121 is equipped with two relays and has a configurable Wiegand output interface for integration into an existing access control or alarm system.

Using HTTP(S) calls, you can also integrate the device with third-party home and building automation systems.


All settings can be configured remotely using the free DoorBird app or our web-based administration tool: <https://webadmin.doorbird.com>

You can define individual schedules, validities and actions for each PIN code, RFID transponder, etc. By pairing the DoorBird IP access control device with our DoorBird IP I/O Door Controller A1081, up to three additional gates, doors or elevators can be controlled in a tamperproof way, even if they are not located near the device.

The integrated tamper sensor can detect that the device is being removed and, for example, send a push message as an alarm in real time.

QUALITY MADE IN GERMANY

All DoorBird products are designed, developed and produced by Bird Home Automation Group in Berlin, Germany. We manufacture all products with the greatest care and precision, and deliver them to our customers all over the world.



GENERAL	
Front panel	3 mm (0.12 in) Available in brushed stainless steel V2A / V4A and V2A with bronze and titanium finish, DB 703, RAL 7016, Graphite Black (Raven Polar)
Mounting housing (backbox)	Polycarbonate
Mounting type	Surface-mounted. Flush-mounted and retrofit version sold separately
Power supply	15 - 48 V DC (max. 15 W) or Power over Ethernet (PoE 802.3af Mode-A)
Keypad module	12 keys, illuminated, configurable via App, e.g. <ul style="list-style-type: none"> • Individual PIN codes • Individual events (e.g. switch a relay, HTTP(s) request) • Individual schedules • Up to 500 PIN codes manageable
Tamper Sensor	Integrated
Weight	250 g
Connectors	<ul style="list-style-type: none"> • LAN/PoE (T+, T-, R+, R-) • 2 x Bistable latching relay (potential-free), max. 1-24 V DC/AC, 1 A, e.g. for electric door opener • 15 - 48 V DC input (+, -), max. 15 W • Wiegand
Weatherproof	Yes, IP65
Approvals	IP65, CE, FCC, IC, RoHS, REACH, IEC/EN 62368
Dimensions	128 x 62 x 28 mm (H x W x D) 5.04 x 2.44 x 1.1 in (H x W x D)
Operating conditions	-25 to +55°C / -13 to 131°F Humidity 10 to 85 % RH (non-condensing)
Scope of delivery	1x Main Electrical Unit with front panel 1x Wall mounting bracket 1x Power supply unit (mains adaptor) with up to 4 country-specific outlet adaptors (110 - 240 V AC to 15 V DC) 1x RJ45 adapter 1x Screwdriver 1x Quickstart guide with Digital Passport 1x Installation manual 1x Small parts
Warranty	see www.doorbird.com/warranty

CURRENT SYSTEM REQUIREMENTS	
System requirements	Mobile device: Newest iOS on iPhone/iPad, newest Android on Smartphone/Tablet Internet: High-Speed Landline Broadband Internet connection, DSL, cable or fiber optic, no socks or proxy server Network: Ethernet Network, with DHCP

AUDIO	
Audio components	Piezzo, for system messages

NETWORK	
Ethernet	RJ45 jack, PoE 802.3af Mode-A, 10/100 Base-T
WiFi	2.4 GHz b/g/n
Supported protocols	HTTP, HTTPS, SSL/TLS, Bonjour, DNS, TCP, UDP, ICMP, DHCP, ARP

125 KHZ RFID READER	
Type	Active Reader Passive Tag (ARPT) system
Standard	ISO/IEC 18000-2:2009 Part 2, EM4100, EM4102
Frequency	125 KHz
Range	0 - 3 cm, depends on environment
Compatible Transponder	RFID key fobs, sold separately, see www.doorbird.com/buy Up to 500 transponders manageable
Configuration	Via App, e.g. <ul style="list-style-type: none"> • Tag (add, delete) • Individual events (e.g. switch a relay, HTTP(s) notification) • Individual schedules

13.56 MHZ RFID READER	
Type	Active Reader Passive Tag (ARPT) system
Standard	UID (CSN) of: MIFARE Classic®, MIFARE DESFire® EV1 and EV2, ISO14443A, ISO14443B, ISO15693, NFC® (HCE support required)
Frequency	13.56 MHz
Range	0 - 3 cm, depends on environment
Compatible Transponder	RFID key fobs, sold separately, see www.doorbird.com/buy Up to 500 transponders manageable
Configuration	Via App, e.g. <ul style="list-style-type: none"> • Transponder (add, delete) • Individual events (e.g. switch a relay, HTTP(s) notification) • Individual schedule

WIEGAND INTERFACE	
Direction	Output
Supported protocols	26, 30, 31, 34, and 44 bit
Supported data output	125 MHz RFID transponder, 13.56 MHz RFID transponder, Keypad PIN codes
Maximum distance to controller (cable length)	18 AWG: Max. 500 ft. (150m) 20 AWG: Max. 300 ft. (90m) 22 AWG: Max. 200 ft. (60m)
Voltage	When no data is being sent, both DATA0 and DATA1 are pulled up to the "high" voltage level, +5 V DC. The interface is galvanically isolated.

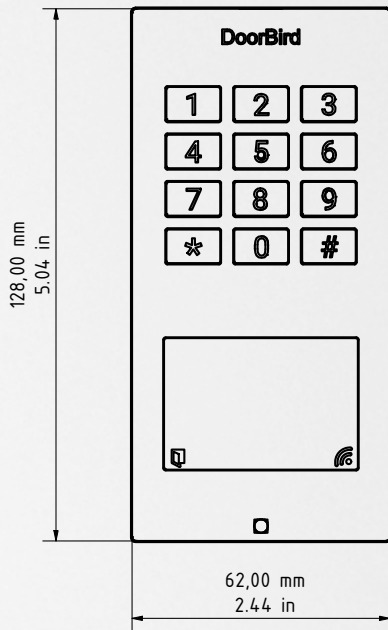
INTEGRATED WIRELESS MODULES	
WiFi	2.4 GHz
RFID	125 KHz 13.56 MHz (Configuration: either-or)
Bluetooth	Bluetooth Low Energy (BLE), compatible with DoorBird Bluetooth Keyfob Remote A8007

THIRD-PARTY INTEGRATION (DOORBIRD CONNECT)	
Partner integrations	see www.doorbird.com/connect
API	see www.doorbird.com/api

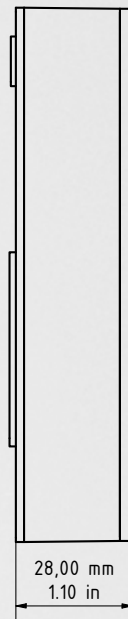
OPTIONAL ACCESSORIES	
Sold separately	see www.doorbird.com/buy

Special remarks:
Assembly requires professional skills or a technician.

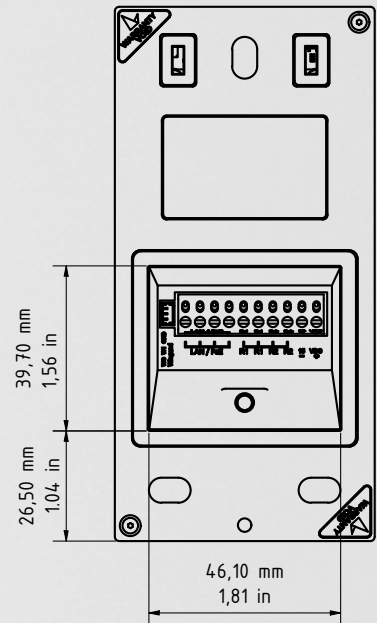
Front panel material thickness: 3.0 mm (0.12 in)



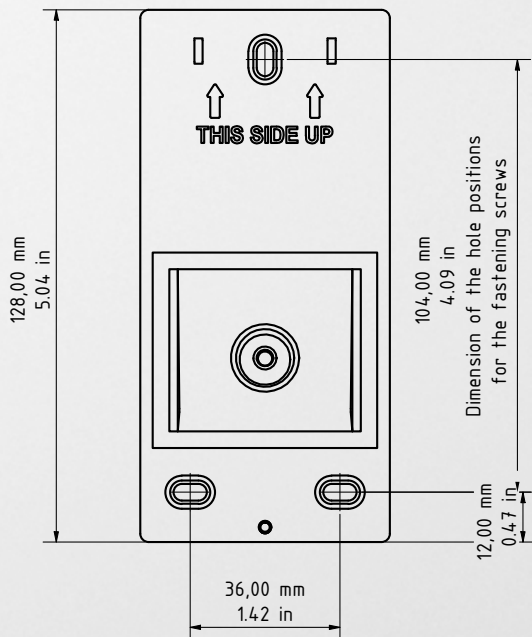
Front



Side



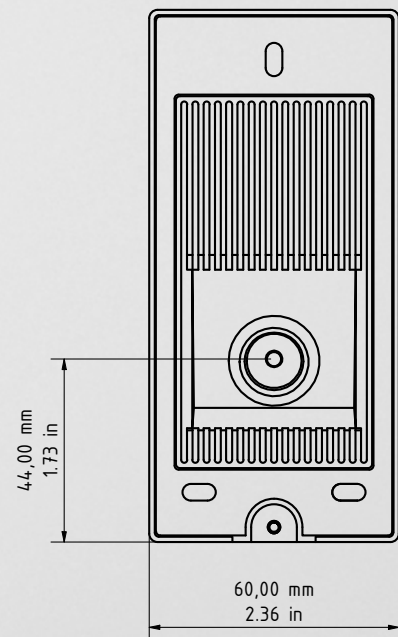
Back



Wall mounting bracket front



Wall mounting bracket side view



Wall mounting bracket back