



Adams Rite Electric Strike Overview

Full line of electric strikes
and related hardware



Experience a safer
and more open world



Adams Rite provides a rounded range of electric strikes compatible with deadlatches, cylindrical and mortise locksets, and rim exit devices in aluminum, hollow metal, and wood applications. From basic, cost-efficient Grade 1 electric strikes to premium preload-capable Ultraline® Series, and with an extensive range of options and finishes, Adams Rite has the electric strike to fit any need with unmatched dependability.

adamsrite.com/electricstrikes

7100 Series

for Adams Rite Deadlatches
and Cylindrical Locksets

- ▶ Designed for use with Adams Rite 4500 and 4900 Series deadlatches and an array of cylindrical locksets with 1/2" to 5/8" latchbolt projection
- ▶ Factory configured and field selectable fail safe / fail secure
- ▶ Faceplates available in a variety of size, shape, architectural finishes

Related Products

Deadlatches

4510, 4530, 4900,
4920AN Series

Exit Devices

8300, 8400
Mortise

Power

PS-1: Provides filtered and regulated voltage output to power electric strikes.



7100

7111

7130

7130

Power Accessories

4605 & 4606 Transformer, 4603 Rectifier, 29-0218 Piezo Horn

7160, 7170 Series

for Mortise or Cylindrical Locksets

- ▶ Designed for use with mortise or cylindrical type locksets with up to 3/4" latchbolt projection without deadbolt
- ▶ Factory configured and field selectable fail safe / fail secure
- ▶ Faceplates available in a variety of size, shape, architectural finishes

Related Products

Power

PS-1: Provides filtered and regulated voltage output to power electric strikes.

Power Accessories

4605 & 4606 Transformer,
4603 Rectifier, 29-0218 Piezo Horn



7160

7170

7200 Series

Fire-Rated for Mortise or Cylindrical Locksets

- ▶ 7240 is designed for cylindrical locksets with up to 5/8" latchbolt projection
- ▶ 7270 is designed for mortise or cylindrical locksets with up to 3/4" latchbolt projection without deadbolt.
- ▶ Assembled and fire-rated in fail secure mode only.

Related Products

Power

PS-1: Provides filtered and regulated voltage output to power electric strikes.

Power Accessories

4605 & 4606 Transformer,
4603 Rectifier, 29-0218 Piezo Horn



3 hour single door
(fail secure only)



7240

7270

UltraLine® 7400 Series



for Adams Rite Deadlatches, Cylindrical Locksets

- ▶ Designed for use with Adams Rite 4500 and 4900 Series deadlatches and an array of cylindrical locksets with 1/2" to 5/8" latchbolt projection
- ▶ Opens electrically under 25 lbs of preload
- ▶ Dual voltage 12/24 VDC
- ▶ Field selectable fail safe / fail secure
- ▶ Faceplates available in a variety of size, shape, architectural finishes

Related Products

Deadlatches

4510, 4530, 4900,
4920AN Series

Exit Devices


8300, 8400
Mortise

Power

PS-1: Provides filtered and regulated voltage output to power electric strikes.

Power Accessories

4605 & 4606 Transformer, 4603 Rectifier, 29-0218 Piezo Horn



UltraLine® 74R1, 74R2 Series



for Rim Exit Devices with Pullman Latchbolts

- ▶ **74R1** is designed for use with rim exit devices with 3/4" Pullman latchbolts
- ▶ **74R2** is designed for narrow stile rim exit devices with 1/2" Pullman latchbolts.
- ▶ Opens electrically under 25 lbs of preload
- ▶ Dual voltage 12/24 VDC
- ▶ Field selectable fail safe / fail secure
- ▶ Faceplate is not separate

Related Products

Exit Devices

EX89 Pullman
Rim Exit Device

Power

PS-1: Provides filtered and regulated voltage output to power electric strikes.

Power Accessories

4605 & 4606 Transformer,
4603 Rectifier, 29-0218 Piezo Horn



About Preload



Preload is pressure exerted on a door, often by air conditioning systems, warping, or misaligned hardware, which can disable common electric strikes leaving doors unlocked and a building vulnerable.

With a robust and compact design featuring adjustable stainless steel split-jaws and over 1500 lbs of holding force, UltraLine 7400 Series Electric Strikes can release electrically with up to 25 lbs of door preload.

Using jaw inserts of various sizes, the UltraLine Series are adjustable to compensate for door and frame related preload and security problems.

7800 Series

for Rim Exit Devices with Starwheel/Interlocking Type Latchbolts

- ▶ Designed for use only with Adams Rite rim exit devices with a Starwheel or Interlocking latchbolt
- ▶ Dual voltage 12/24 VDC
- ▶ Field selectable fail safe / fail secure
- ▶ Faceplate available in a variety of architectural finishes

Related Products

Exit Devices

8700, 8800, EX88
Starwheel/Interlocking
Rim Exit Devices

Power

PS-1: Provides filtered and
regulated voltage output
to power electric strikes.

Power Accessories

4605 & 4606 Transformer,
4603 Rectifier, 29-0218 Piezo Horn













7800

Options & Accessories







| | |
|---------------------------------|---|
| Form 'C' Monitoring Switches | Indicates when latchbolt is engaged in the strike and whether the strike jaw is blocked. <i>Not available on 7130/7131, 7140</i> |
| Lip Extension Kits | For various dimensions of door centerline to jamb edge; for flat faceplates only. <i>Not available on 7101, 7131</i> |
| Modular Packaging | Match one strike body kit with one faceplate kit to make a complete electric strike. Faceplate kits contain all hardware to mount electric strike. <i>Not available on 7200 Series.</i> |
| ELX-ElectroLynx® Adapter | Connects Adams Rite electrified products to ElectroLynx system. <i>Available only for 7400, 74R1, 74R2 Series.</i> |
| 16 VDC Adapter | VA7400-16VDC required when using 16 VDC Power for 7400 Series. <i>Available only for 7400, 74R1, 74R2 Series.</i> |
| Wood Door Cover | WDC7400 for use when mounting the 7400 Series Electric Strike on the inactive leaf of a pair of doors. The cover simplifies the mortise prep. <i>Available only for 7400, 74R1, 74R2 Series.</i> |



| | 7100 Series | 7160, 7170 | 7200 Series | 7400 Series | 74RX Series | 7800 | |
|---------------|---|---|-------------------|------------------------------|--|--|---|
| Application | Aluminum  | 7100/7101 7110/7111 7130/7131 | 7160 | | 7100/7401 7410/7411 7430/7431 | 74R1 74R2 | ✓ |
| | Hollow Metal, Wood   | 7110/7111 7140 | 7170 | ✓ | 7410/7411 7440 | 74R1 | ✓ |
| | Surface Mounted – no cutting required | | | | | | ✓ |
| | Strike Body Depth | 1-5/8" | 1-7/8" | 7240: 1-5/8" 7270: 1-7/8" | 1-1/16" | 74R1: 1-1/16" 74R2: 1-1/8" | 9/16" (Installation Template Available) |
| | Deadlatches  | ✓ | | | ✓ | | |
| | Cylindrical Lockset  | ✓ | ✓ | 7240 7270 | ✓ | | |
| | Mortise Lockset  | | ✓ | 7270 | | | |
| | Pullman Rim Exit Device   | | | | | 74R1 (1/2") 74R2 (3/4") | |
| | Starwheel/ Interlocking Rim Exit Device   | | | | | | ✓ |
| Holding Force | Static Strength | 1500 lbs | 1500 lbs | | 1500 lbs | 1500 lbs | 1500 lbs |
| | Dynamic Strength | 70 ft lbs | 70 ft lbs | | 70 ft lbs | 70 ft lbs | 70 ft lbs |
| Electrical | Dual Voltage 12/24 | Must specify voltage when ordering: 7100, 7160/7170, 7200 | | | ✓ | ✓ | ✓ |
| | 12 VDC / VAC Current Draw | 0.33A / 1.42A VAC | 0.33A / 1.42A VAC | 0.33A / 1.42A VAC | 0.44A | 0.44A VDC | 0.45A |
| | 16 VDC Current Draw / VAC Current Draw | 0.22A / 0.63A VAC | 0.22A / 0.63A VAC | | 0.46A Requires 16 DC adapter (P/N VA7400-16VDC) | 0.46A Requires 16 DC adapter (P/N VA7400-16VDC) | |
| | 24 VDC Current Draw / VAC Current Draw | 0.17A / 0.74A VAC | 0.17A / 0.74A VAC | 0.17A / 0.74A VAC | 0.23A | 0.23A | 0.25A |
| | Field Selectable (Fail Secure/Fail Safe) | ✓ | ✓ | Assembled fail secure only | ✓ | ✓ | ✓ |





| | | 7100 Series | 7160, 7170 | 7200 Series | 7400 Series | 74RX Series | 7800 |
|---------------------------|---|---------------------------|---------------------------|---------------------------|---------------------------|---------------------------|---------------------------|
| Certifications & Listings | UL 1034 Burglary-Resistant Listed (indoor)  | ✓ | ✓ | | | | ✓ |
| | UL 1034 Burglary-Resistant Listed (outdoor)  | | | | | | ✓ |
| | UL 294 Listed | ✓ | ✓ | | | | ✓ |
| | UL 305 listed | | | | | | ✓ |
| | ANSI/BHMA A156.23 Grade 1  | ✓ | ✓ | | | | |
| | ANSI/BHMA A156.31, Grade 1  | | | | ✓ | ✓ | ✓ |
| | UL 10C Fire Rated (3 hour single door)  | | | ✓ fail secure only | | | |
| | CAN/ULC-S104 Fire Door Conformant | | | ✓ | | | |
| Rohs Compliant | | | | | | ✓ | |
| Specifications | Preload Capable  | | | | ✓ | ✓ | |
| | Cycle Testing | 250 K | 250 K | 250 K | 250 K | 250 K | 1 M |
| | Finish Options | 7 (varies by model) | 4 | 1 | 7 (varies by model) | 3 | 7 |
| | Monitoring Type (factory configured) | Latchbolt + Strike Status | Latchbolt + Strike Status | Latchbolt + Strike Status | Latchbolt + Strike Status | Latchbolt + Strike Status | Latchbolt + Strike Status |
| | Warranty | 5 years | 5 years | 5 years | 5 years | 5 years | 5 years |
| | Construction (bolt retaining keeper) | Stainless Steel | Stainless Steel | Stainless Steel | Stainless Steel | Stainless Steel | Stainless Steel |
| Options | Lip Extension Kits | ✓ | ✓ | ✓ | ✓ | | |
| | Modular Packaging (1 strike body kit + 1 faceplate kit) | ✓ | ✓ | | ✓ | | |
| | ELX-ElectroLynx® Adapter | | | | ✓ | ✓ | |
| | 16 VDC Adapter | | | | ✓ | ✓ | ✓ |
| | Wood Door Cover | | | | ✓ | | |





The ASSA ABLOY Group is the global leader in access solutions. Every day, we help billions of people experience a more open world.

ASSA ABLOY Opening Solutions leads the development within door openings and products for access solutions in homes, businesses and institutions. Our offering includes doors, frames, door and window hardware, locks, perimeter fencing, access control and service.



USA

800.872.3267 | f: 800.232.7329

adamsrite.com/exits

customerservice.adamsrite@assaabloy.com

techsupport.adamsrite@assaabloy.com



Canada

800.461.3007 | f: 800.461.8989

assaabloydss.ca

sales.dss.ca@assaabloy.com

orders.dss.ca@assaabloy.com

Patent pending and/or patent www.assaabloydss.com/patents.

Copyright © 2019, Hanchett Entry Systems, Inc., an ASSA ABLOY Group company. All rights reserved. Reproduction in whole or in part without the express written permission of Hanchett Entry Systems, Inc. is prohibited. AR-050-0919