

1. Introduction

The LKM03 is a surface mounted magnetic lock series with 300 lbs holding force. LKM03 has dual voltage (12 or 24 VDC) and low current consumption with anodized aluminum housing. LKM03 has a built-in voltage spike suppressor and no residual magnetism.

Different types of bracket and housing are available to fit various mounting conditions.

LKM03 is compatible with EN55011:1998: Class B, EN60601-1-2:2002, EN61000-4-2:1995, EN61000-4-3:2002 & UL-S5351.

Figure 1: LKM03



2. Technical Specifications

2.1 Electrical Characteristics

Power Supply Voltage	Dual Voltage: 12/24 VDC
Current Draw:	12 VDC: 360 mA 24 VDC: 180 mA

2.2 Physical Characteristics

Holding Force	~300 lbs
Dimensions (L x W x D)	166 x 38.6 x 21.5 mm (6.54 x 1.52 x 0.85 in.)
Weight	11.2 kg (24.69 lbs)

3. Mounting

Before attempting to install magnetic lock:

- Handle the equipment with care. Damaging the mating surfaces of the magnet or armature plate may reduce locking efficiency.
- The magnet mounts rigidly to the door frame. The armature plate mounts to the door with hardware. Kit provided that allows it to pivot about its center to compensate for door wear and misalignment.
- Template use must take place with the door in its normally closed position.
- Before installing, please add the thread locker to all screws. Firmly tighten the screws to avoid fastening loosen.

3.1 Surface Mounting

Typical surface mountings are shown in Figure 2.

Figure 2: Surface Mounting

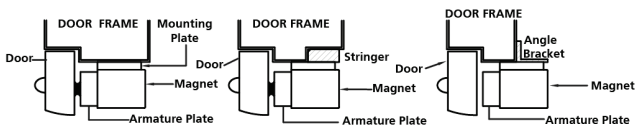


Figure 3 shows how to mount an armature plate/surface.

Figure 3: Armature Plate/Surface Mounting



3.2 Mortise Mounting

Fix the armature plate not too tightly and make the rubber washer more flexible to make the armature plate automatically adjust its proper position with the magnet.

Typical mortise mountings are shown in the following figures.

Figure 4: Magnet/Sliding Door without Mounting Plate

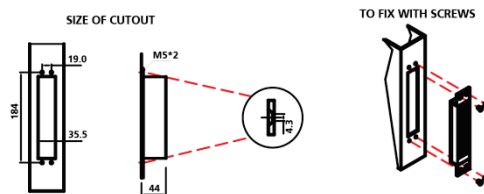


Figure 5: Use for Magnet/Sliding Door

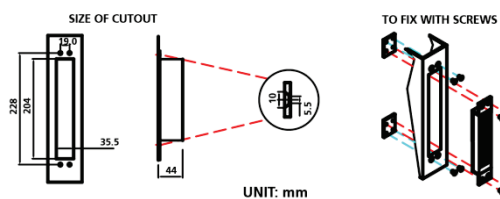
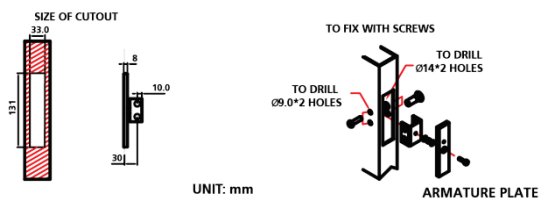


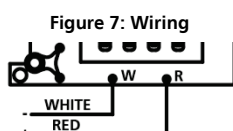
Figure 6: Use for Armature Plate/Sliding Door



4. Wiring

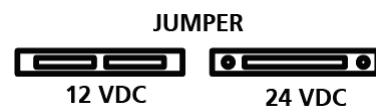
To wire input:

- Connect the ground (-) lead from the power source to white wire of PCB.
- Connect the positive (+) lead from the power source to red wire of PCB.



- Set jumper to either 12 or 24 VDC, depending on the power source.

Figure 8: Jumper Settings



Limited Warranty

ROSSLARE ENTERPRISES LIMITED (ROSSLARE) ONE-YEAR LIMITED WARRANTY is applicable worldwide. This warranty supersedes any other warranty. ROSSLARE'S ONE-YEAR LIMITED WARRANTY is subject to the following conditions:

WARRANTY

Warranty of ROSSLARE'S products extends to the original purchaser (Customer) of the ROSSLARE product and is not transferable.

PRODUCTS COVERED BY THIS WARRANTY AND DURATION

ROSSLARE ENTERPRISES LTD. AND/OR SUBSIDIARIES (ROSSLARE) warrants that the LK-M03 Maglock to be free from defects in materials and assembly in the course of normal use and service. The warranty period commences with the date of shipment to the original purchaser and extends for a period of 1 year (12 months).

WARRANTY REMEDY COVERAGE

In the event of a breach of warranty, ROSSLARE will credit Customer with the price of the Product paid by Customer, provided that the warranty claim is delivered to ROSSLARE by the Customer during the warranty period in accordance with the terms of this warranty. Unless otherwise requested by a ROSSLARE representative, return of the failed product(s) is not immediately required.

If ROSSLARE has not contacted the Customer within a sixty (60) day holding period following the delivery of the warranty claim, Customer will not be required to return the failed product(s). All returned Product(s), as may be requested at ROSSLARE'S sole discretion, shall become the property of ROSSLARE.

To exercise the warranty, the user must contact ROSSLARE Enterprises Ltd. to obtain an RMA number after which, the product must be returned to the Manufacturer freight prepaid and insured.

In the event ROSSLARE chooses to perform a product evaluation within the sixty (60) day holding period and no defect is found, a minimum US\$ 50.00 or equivalent charge will be applied to each Product for labor required in the evaluation.

ROSSLARE will repair or replace, at its discretion, any product that under normal conditions of use and service proves to be defective in material or workmanship. No charge will be applied for labor or parts with respect to defects covered by this warranty, provided that the work is done by ROSSLARE or a ROSSLARE authorized service center.

EXCLUSIONS AND LIMITATIONS

ROSSLARE shall not be responsible or liable for any damage or loss resulting from the operation or performance of any Product or any systems in which a Product is incorporated. This warranty shall not extend to any ancillary equipment not furnished by ROSSLARE, which is attached to or used in conjunction with a Product, nor to any Product that is used with any ancillary equipment, which is not furnished by ROSSLARE.

This warranty does not cover expenses incurred in the transportation, freight cost to the repair center, removal or reinstallation of the product, whether or not proven defective.

Specifically excluded from this warranty are any failures resulting from Customer's improper testing, operation, installation, or damage resulting from use of the Product in other than its normal and customary manner, or any maintenance, modification, alteration, or adjustment or any type of abuse, neglect, accident, misuse, improper operation, normal wear, defects or damage due to lightning or other electrical discharge. This warranty does not cover repair or replacement where normal use has exhausted the life of a part or instrument, or any modification or abuse of, or tampering with, the Product if Product disassembled or repaired in such a manner as to adversely affect performance or prevent adequate inspection and testing to verify any warranty claim.

ROSSLARE does not warrant the installation, maintenance, or service of the Product. Service life of the product is dependent upon the care it receives and the conditions under which it has to operate.

In no event shall ROSSLARE be liable for incidental or consequential damages.

LIMITED WARRANTY TERMS

THIS WARRANTY SETS FORTH THE FULL EXTENT OF ROSSLARE'S WARRANTY.

THE TERMS OF THIS WARRANTY MAY NOT BE VARIED BY ANY PERSON, WHETHER OR NOT PURPORTING TO REPRESENT OR ACT ON BEHALF OF ROSSLARE.

THIS LIMITED WARRANTY IS PROVIDED IN LIEU OF ALL OTHER WARRANTIES. ALL OTHER WARRANTIES EXPRESSED OR IMPLIED, INCLUDING WITHOUT LIMITATION, IMPLIED WARRANTIES OF MERCHANTABILITY AND FITNESS FOR A PARTICULAR PURPOSE, ARE SPECIFICALLY EXCLUDED.

IN NO EVENT SHALL ROSSLARE BE LIABLE FOR DAMAGES IN EXCESS OF THE PURCHASE PRICE OF THE PRODUCT, OR FOR ANY OTHER INCIDENTAL, CONSEQUENTIAL OR SPECIAL DAMAGES, INCLUDING BUT NOT LIMITED TO LOSS OF USE, LOSS OF TIME, COMMERCIAL LOSS, INCONVENIENCE, AND LOSS OF PROFITS, ARISING OUT OF THE INSTALLATION, USE, OR INABILITY TO USE SUCH PRODUCT, TO THE FULLEST EXTENT THAT ANY SUCH LOSS OR DAMAGE MAY BE DISCLAIMED BY LAW.

THIS WARRANTY SHALL BECOME NULL AND VOID IN THE EVENT OF A VIOLATION OF THE PROVISIONS OF THIS LIMITED WARRANTY.

Contact Information

Asia Pacific, Middle East, Africa

Rosslare Enterprises Ltd.
Kowloon Bay, Hong Kong
Tel: +852 2795-5630
Fax: +852 2795-1508
support.apac@rosslaresecurity.com

United States and Canada

Rosslare Security Products, Inc.
Southlake, TX, USA 76092
Toll Free: +1-866-632-1101
Local: +1-817-305-0006
Fax: +1-817-305-0069
support.na@rosslaresecurity.com

Europe

Rosslare Israel Ltd.
Rosh HaAyin, Israel 48091
Tel: +972 3 938-6838
Fax: +972 3 938-6830
support.eu@rosslaresecurity.com

Latin America

Rosslare Latin America
Buenos Aires, Argentina 1642
support.la@rosslaresecurity.com

China

Rosslare Electronics (Shenzhen) Ltd.
Shenzhen, China
Tel: +86 755 8610 6842
Fax: +86 755 8610 6101
support.cn@rosslaresecurity.com

www.rosslaresecurity.com



ROSSLARE
SECURITY PRODUCTS