

RCI 2018/19 Product Catalogue - Specialty Locks



RCI Specialty Locks



3590 Lock 'N' Prox

Battery powered lock with built-in proximity reader – ideal standalone solution.

2-3/8" W x 2-3/8" H x 7/8" D (60mm x 60mm x 22mm)

Dimensions of lock only. Excludes pin.

	Energy Battery Powered		Strength 140lbf ¹ Holding Force
	Warranty 2 Year Limited Warranty		Mode Fail-Secure (Fail-Safe When Battery Fails)
	Alarm Optional Alarm Function Available		

¹For base model. 450lbf for 3590A

- Easy to install and simple to program without PC or software
- Can be fitted to sliding doors, drawer backs, leaf doors, glass, etc.
- 2 pin configurations to accommodate most mounting applications
- Up to 1" (25mm) of reliable reading through wood material without external antenna
- 50 users per lock capability
- Flexible, project-based programming and functions available
- Long lasting lithium battery – minimum 30,000 latch openings per life of battery
- Low battery audible warning
- Very robust, impact-proof motor operation
- Audible signal upon card/fob presentation
- Various catch options available including spring open door release
- Black finish
- FCC and ISED compliant

Accessories

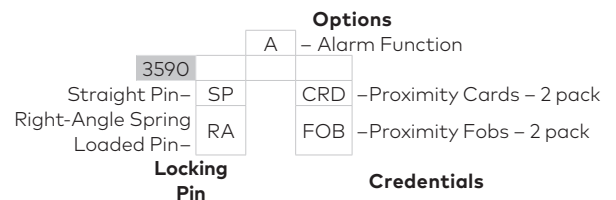
Model	Description
3590LP-ALM	Straight locking pin
3590LP-ZALSP	Right angle locking pin
3590PX-CRD10	Proximity cards – 10 pack
3590PX-FOB10	Proximity fobs – 10 pack
3590PX-PRO	Replacement programming card
3590ER-SLOC	External reader – surface-mounted with 5ft (1.5m) cable for use when lock is not within read range
3590ER-RLOC	External reader – recess mounted with 5ft (1.5m) cable for use when lock is not within read range Reader diameter is 1/2" (12mm) and length is 1-9/16" (40mm)

Options

A – Alarm Function

Preprogrammed alarm function to detect if the door is left ajar or forced open. When the door is left ajar for more than 30 seconds the alarm will beep until the door is closed or a valid user card is presented. If the door is forced open, the sounder will sound at full volume immediately. To silence the alarm a valid user card must be presented to the lock.

How To Order



Example: **3590SPAFOB**

RCI Specialty Locks



3510LM Electromechanical Cabinet Lock

Compact, surface-mounted design ideal for small enclosures. 1-5/8" W x 1-7/8" H x 13/16" D (42mm x 48mm x 20mm)
Dimensions of lock only. Excludes pin.

	Energy 250mA ¹ Field-Selectable 12VAC/VDC, 24VAC/VDC		Strength 250lbf Holding Force
	Warranty 3 Year Limited Warranty		Mode Field-Selectable Fail-Safe & Fail-Secure
	Monitoring Built-in Monitoring Switch		

¹Max at 12VAC/VDC, 120mA at 24VAC/VDC

- Surface-mounted compact electric lock
- Versatile mounting positions
- Elongated holes for adjustable mounting
- Zinc-plated (rust-resistant) steel locking pin assembly
- Low energy consumption
- Positioning of the locking pin determines lock mode
- Built-in monitoring switch indicates whether the mechanism is locked or unlocked
- Black finish

How To Order

3510 LM



3513 Electromechanical Cabinet Lock

Compact, surface-mounted design ideal for small enclosures. 1-3/16" W x 2-7/8" H x 1-1/8" D (30mm x 73mm x 29mm)
Dimensions of lock only. Excludes pin.

3513DM Electromechanical Cabinet Lock with Monitoring

Compact, surface-mounted design ideal for small enclosures. 1-3/16" W x 2-7/8" H x 1-1/8" D (30mm x 73mm x 29mm)
Dimensions of lock only. Excludes pin.

	Energy 200mA ¹ Field-Selectable 12/24VDC		Strength 440lbf Holding Force
	Warranty 3 Year Limited Warranty		Mode Field-Selectable Fail-Safe & Fail-Secure
	Monitoring Optional Dual Monitoring Model Available		

¹Max at 12VDC, 100mA at 24VDC

- Surface-mounted compact electric lock
- Superior heavy-duty metal construction
- Versatile side or top mounting
- Low energy consumption
- Positioning of the solenoid determines lock mode
- Black finish

Options

DM – Dual Monitoring

Built-in locking pin and door monitoring switches.

How To Order

3513 DM –Dual Monitoring
Options

RCI Specialty Locks







3525 Electromechanical Rack Handle Lock

Provides intelligent electronic locking and monitoring capabilities.
1-1/2"W x 6-3/4"H x 1"D (37mm x 170mm x 24.5mm)

3525PRX Electromechanical Rack Handle Lock with Proximity Reader

Includes built-in 125kHz HID® proximity reader.
1-1/2"W x 8-1/4"H x 1"D (37mm x 210mm x 24.5mm)

	Energy 200mA ¹ Field-Selectable 12-24VDC		Monitoring Lock & Handle Status
	Warranty 1 Year Limited Warranty		Mode Fail-Secure (Fail-Safe When Battery Fails)

¹Typical: less than 200mA at 12VDC, max/stall: 1A, standby: 50mA max, output signal: 100mA max load, card reader module: 60mA max

Accessories

Model	Description
Cams	
3525-GR3815	0.61" (15.5mm) grip cam, 1-1/2" (38mm) length
3525-GR3817	0.69" (17.5mm) grip cam, 1-1/2" (38mm) length
3525-GR3819	0.77" (19.5mm) grip cam, 1-1/2" (38mm) length
3525-GR3821	0.85" (21.5mm) grip cam, 1-1/2" (38mm) length
3525-GR3823	0.93" (23.5mm) grip cam, 1-1/2" (38mm) length
3525-GR4522	0.77" (19.5mm) grip cam, 1-3/4" (45mm) length
3525-GR4524	0.85" (21.5mm) grip cam, 1-3/4" (45mm) length
3525-GR4526	0.93" (23.5mm) grip cam, 1-3/4" (45mm) length
Gearbox For Multi-Point Systems	
3525-MPLH	Left Hand Gearbox (CCW to open)
3525-MPRH	Right Hand Gearbox (CW to open)
Credentials	
1326R-H-10	125kHz Clamshell Proximity Card, HID® protocol, 10 pack
1326R-H-25	125kHz Clamshell Proximity Card, HID® protocol, 25 pack
1326R-H-50	125kHz Clamshell Proximity Card, HID® protocol, 50 pack
1386R-H-10	125kHz Printable Proximity Card, HID® protocol, 10 pack
1386R-H-25	125kHz Printable Proximity Card, HID® protocol, 25 pack
1386R-H-50	125kHz Printable Proximity Card, HID® protocol, 50 pack
1314R-H-10	125kHz Thick Printable Proximity Card, HID® protocol, 10 pack
1314R-H-25	125kHz Thick Printable Proximity Card, HID® protocol, 25 pack
1314R-H-50	125kHz Thick Printable Proximity Card, HID® protocol, 50 pack
1346R-H-10	125kHz Proximity Fob, HID® protocol, 10 pack
1346R-H-25	125kHz Proximity Fob, HID® protocol, 25 pack
1346R-H-50	125kHz Proximity Fob, HID® protocol, 50 pack

HID® is a registered trademark of HID Global Corporation, an ASSA ABLOY company. All other trademarks are the property of their respective owners. RCI reserves the right to change specifications without notice.

NOTE: The lock sensor is an optical device that senses the presence of the locking cam. Keyed cylinder can affect sensing. Removal of factory installed keyed cylinder will void warranty.

- Easy to install and use
- Local monitoring with multi-color LED indicator
- Remote lock and unlock control
- Single or multi-point locking
- Low current, gear motor driven mechanism
- Momentary or continuous lock actuation
- High security DIN lock for mechanical key override
- Non-handed
- Wire harness and hardware kit included
- Includes three keys (keyed alike)
- Activated via any third party control system (Access Control)
- PoE adaptable
- Housing, handle and mounting bracket are made of black, glass-filled nylon
- Shaft and rotation limiter are made of die-cast zinc with a bright sealer finishing

Options

PRX – Proximity Reader

Integrated 125kHz HID® proximity reader which recognizes existing employee RFID prox cards. Wiegand output can be connected to a standalone controller or an existing networked access control system for remote control, monitoring and reporting.

How To Order




3525 PRX – Proximity Reader
Options

RCI Specialty Locks



3520 Electronic Latch

Suited for a variety of applications with multiple mounting configurations.
 3-5/8" W x 1-11/32" H x 1" D (92mm x 34mm x 25mm)

	Energy 200mA 12VDC ¹		Strength 440lbf Holding Force
	Warranty 1 Year Limited Warranty		Monitoring Permits Remote Monitoring

¹No load operating current at 12 and 24VDC, 1A at peak/stall

- Simple transition from mechanical to electronic access
- "Push-to-close" convenience for any application – retrofit or new installation
- Accepts signals from any electronic actuation source
- Frame-side mounting simplifies wiring
- Single or multi-point latching
- Permits remote monitoring, audit trails and alarming
- Works with a variety of door mounted mechanical latches
- 12VDC standard, 24VDC model available
- Available in side and front mount and left, right and center latch bolt orientation
- Enclosure and latch bolt made of thermoplastic

How To Order

Mount					Voltage
Side —	S				24 —24VDC ²
Front —	F				
		3520			
Left —	L				
Right —	R				
Center —	C				
					Latch Bolt Orientation

²12VDC Standard

Accessories

Model	Description
3520WH-40	Wire harness with mate connector, 11.81" (300mm)
3520WH-41	Wire harness with mate connector, 39.37" (1000mm)
3520WH-42	Wire harness with mate connector, 78.74" (2000mm)
3520RK	Rotation kit for field configuration of latch bolt direction/orientation

RCI Specialty Locks



MEM4400 Compact Electromechanical Lock

Ideal for sliding doors or small enclosures.

1-3/4"W x 1-3/16"H x 21/32"D (44mm x 30mm x 16.5mm)

Armature Plate: 1-3/4"W x 1-3/16"H x 1/2"D (44mm x 30mm x 12.5mm)



Energy
260mA
12/24VDC



Strength
880lbf Holding
Force



Warranty
3 Year Limited Warranty



Mode
Fail-Safe



Monitor
Lock & Door
Status Sensors

- Ultra-compact design
- Low power consumption
- Easy installation
- Early warning alarm
- No residual magnetism
- For automatic sliding doors (lock located on or within door track)

How To Order

MEM4400



S2500A Mini Electromagnetic Lock

For small enclosures or hutches.

4-1/4"W x 1-1/2"H x 3/4"D (107mm x 37mm x 20mm)

Armature Plate: 2-1/2"W x 1-1/4"H x 11/32"D (44mm x 30mm x 9mm)



Energy
240mA
12VDC



Strength
165lbf Holding
Force



Warranty
3 Year Limited
Warranty



Mode
Fail-Safe

- Mini magnetic lock single door
- Surface-mounted magnet
- Non-monitored
- Power off to release door
- Brushed anodized aluminum housing
- Zinc plated electromagnetic body
- Grain orientated silicone steel armature plate

How To Order

S2500A

RCI Specialty Locks



EM-MAG1500 Compact Electromechanical Lock

For outswinging doors & small enclosures.
 6-7/32" W x 1-7/16" H x 1-3/8" D (158mm x 36mm x 35mm)
 Armature Plate: 4-3/4" W x 1-3/16" H x 1/2" D (121mm x 30mm x 12.5mm)

	Energy 240mA ¹ Field-Selectable 12/24VDC		Strength 1,500lb Holding Force
	Warranty 3 Year Limited Warranty		Mode Fail-Safe
	Monitor Lock & Door Status Sensors		

¹At 12VDC, 120mA at 24VDC

- Slim design; significantly smaller than standard electromagnetic locks
- Bi-color light panel indicates lock status
- Releases under side load of up to 130lbs (60kg)
- Early warning alarm
- Includes anti-tamper security plate
- Anodized aluminum housing; zinc plated for anti-corrosion
- No residual magnetism
- Low energy consumption
- Factory tested to over 1-million cycles






How To Order

EM-MAG1500



MEM2400 Compact Electromechanical Lock

For inswing doors & small enclosures.
 8-5/8" W x 1-7/16" H x 1-3/8" D (218mm x 36mm x 35mm)
 Armature Plate: 7-1/8" W x 1-3/16" H x 1/2" D
 (181mm x 30mm x 12.5mm)

	Energy 350mA ¹ Field-Selectable 12/24VDC		Strength 1,500lb Holding Force
	Warranty 3 Year Limited Warranty		Mode Fail-Safe
	Monitor Lock & Door Status Sensors		

¹At 12VDC, 120mA at 24VDC

- Patented electromagnetic lock with early warning detectors
- Bi-color LED light indicates lock status
- Compact surface-mount design
- Includes adjustable L & Z bracket
- Capable of releasing under door back pressure (pre-load) of up to 150lbs (70kg)
- Aluminum extrusion casing and anodized coated, high grade zinc plating on magnet and plate
- No residual magnetism
- Low energy consumption

How To Order

MEM2400



L and/or Z bracket

Terms & Conditions

Freight

Transportation and handling charges on all goods are prepaid by RCI, and billed back to the customer, unless otherwise specified. Free freight will apply on all orders of US\$4000.00 net or more per purchase order within the continental United States, unless otherwise specified. Carrier to be selected by RCI; air freight and other requested shipments will be at the expense of the customer. Handling is added to freight.

Product Changes

RCI reserves the right to discontinue models and/or make changes at anytime in materials, parts, components, specification, etc., without notice and without incurring any obligations on models built prior to the change.

Shortages

A written claim for shortages must be made within 10 days after receipt of the order.

Templates

Templates are available for all standard products, special templates and wiring diagrams for custom orders are available upon request for a minimal fee.

Defective Products

Products that exhibit defects in any material and/or workmanship will be replaced by the factory upon verification by a local representative or the technical department at RCI. All returns must be issued a returned material authorization (RMA) number prior to being sent back to our facility. Returns can be done immediately or periodically, depending on the urgency. They will be addressed promptly. Warranty information is available upon request for individual products.

Cancelled Orders

Cancelled orders are subject to an additional charge. Cancellation will not be accepted of goods that are not regular stock items, such as special orders. Damage Claims – Title passes to the customer upon delivery to the carrier. Loss and damage claims must be filed with the carrier by the customer. Disputes with the carrier do not alter our payment terms and are the responsibility of the customer.

Credit Balance

Any resulting credit balance on a customer's account for returns or any reason other than RCI's error, must be used as a credit against future purchases. Checks will not be issued to pay off a credit balance, other than due to RCI's error.

Prices

Orders are accepted with the understanding that they will be billed at prices in effect at the time of shipment, except when firm prices have been quoted. Prices are subject to change without notice.

FOB

Prices are FOB our warehouse. Upon pick-up by the transportation company, shipments become the property of the purchaser, who assumes the risk of loss or damage in transit.

Payment Terms

Payment terms are NET 30 DAYS to customers with approved credit. Cash discount terms of 2% - 10 days are available unless otherwise stated. We reserve the right to withhold shipment to accounts that do not meet our payment terms. State sales tax is extra where applicable.

Returned Goods

Any defects or errors for which RCI is responsible for will be promptly rectified. Returned goods will not be accepted without prior approval and a returned material authorization (RMA) number, which must appear on all documentation relating to the returned merchandise. The original invoice number and purchase order number is required for all returns. All returns must be shipped with freight prepaid. Returned goods are subject to a minimum restocking charge of 20%. There may be additional charges to replace any abused or misused parts or components to restore the product to its original or saleable condition. Time limit for returning merchandise is 30 days after authorization, unless otherwise stated.

Special Order Returns

Returns of "Special Orders" will not be authorized.

C.O.D.

While processing a credit application, RCI may require your initial order C.O.D. We reserve the right to make C.O.D. shipments at our discretion.

Discounts

All discounts are subject to foreign exchange fluctuations, changes in import duties, and other applicable taxes.

E&OE

Errors and Omissions Excepted.

Minimum Charge

No minimum charges apply.

dormakaba Canada Inc.
65 Struck Court
Cambridge, ON Canada N1R 8L2
Tel: 800-265-6630
Fax: 800-482-9795
sales_RCI@dormakaba.com
www.dormakaba.us